

ABNORMAL FUNCTION:

If abnormal function occurs, unplug and send this appliance to the Distributor (or any qualified electrician) for repair and/or electrical & mechanical adjustments.


SAVE THESE INSTRUCTIONS!

COLORATO

www.colorato.net

CE  ROHS



The symbol  on the product means that at the end of its life, the appliance has not to be considered a common waste. It is a special waste and has to be demolished in specific recovery and disposal area, as prescribed by the EC Directive 2002/96/EC (WEEE). By disposing this product correctly, you can avoid negative consequences for the environment and for the human health, due to the presence of potentially dangerous substances in the product.

Attention

COLORATO

www.colorato.net

INSTRUCTION MANUAL PORTABLE DRUM FAN



MODEL: CLF-24DM

READ THESE INSTRUCTIONS BEFORE USE!

INTENDED USE:

The portable Drum Fan is intended for use in factories, warehouses, car-shops, café, bar etc.

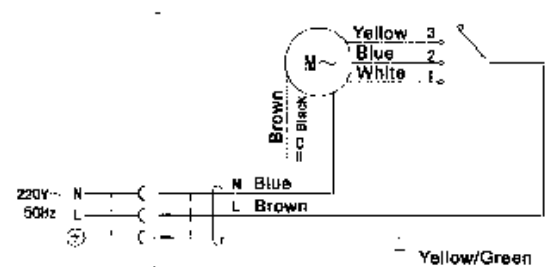
IMPORTANT INSTRUCTIONS:

1. When using electrical appliances, basic safety precautions should always be followed to reduce the risk of fire, electric shock and injury to persons.
2. Use this fan only as described in this manual. Any other use not recommended by the manufacturer may cause fire, electric shock, or injury to persons.
3. Do not place fan on an uneven or surface smaller than the fan which might allow fan to tip or fall causing damage to people or property.
4. Do not share same power outlet with other electrical appliances to avoid electricity overload.
5. Always unplug fan when not in use, when moving from place to place, and when cleaning.
6. Do not operate fan while unattended. Do not sit or stand on fan. Do not place objects on fan.
7. This fan is not intended for use by young children or infirm persons without supervision. Young children should be supervised to ensure that they do not play with the fan.
8. Do not insert or allow foreign objects into the fan or near the fan while fan is operating.
9. The fan should be used in indoor areas as well as outdoor areas with roof.
10. When adjusting the direction of fan, turn off fan before doing so.
11. Do not use fan in areas where gasoline, paint or flammable materials are used or stored.
12. If the supply cord is damaged, it must be replaced by the manufacturer, its service agent or a similarly qualified person in order to avoid a hazard.

CARE AND CLEANING:

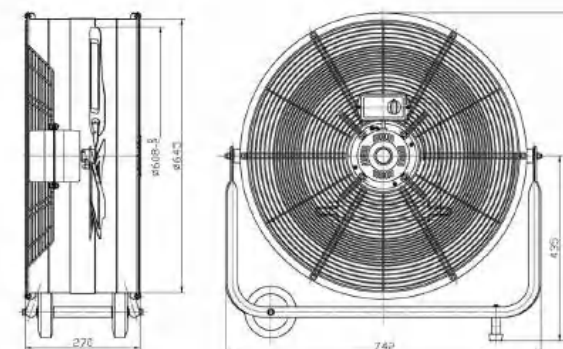
1. This fan should be cleaned at least twice a year.
2. Disconnect the supply cord before cleaning the fan.
3. Use a piece of cloth &/or soft brush to clean away the dirt and dust that have accumulated. Thereafter, clean the guards & blades with lubricating oil with a piece of cloth or soft brush. Avoid harsh chemical cleaners.
4. Completely dry the fan and parts before use.

ELECTRIC SCHEMATIC DIAGRAM:



HOW TO USE:

1. Plug this appliance directly into AC 220V power outlet. Be sure plug fits tightly in outlet. A loose fit will cause overheating and damage to fan and plug.
2. Set speed selector switch to desired position.
3. To disconnect fan, turn switch off, then remove plug from power outlet.



MODEL	DIAMETER OF THE BLADE mm	VOLT/FREQ. V/Hz	MOTOR W	SPEED R.P.M.	AIR VOLUME m ³ /min	CURRENT A	NOISE LEVEL Db(A)	COVER AREA m ²
CLF-24DM	610	220/50	265	1350	210	1.25	81	30-35

DIMENSIONS			
MONTE/AO	LENGTH	D	Y
CLF-24DM	742mm	270mm	773mm